



Plant Ave. and Hyde Park Ave. Safety Improvements (from Platt St. to Kennedy Blvd.)

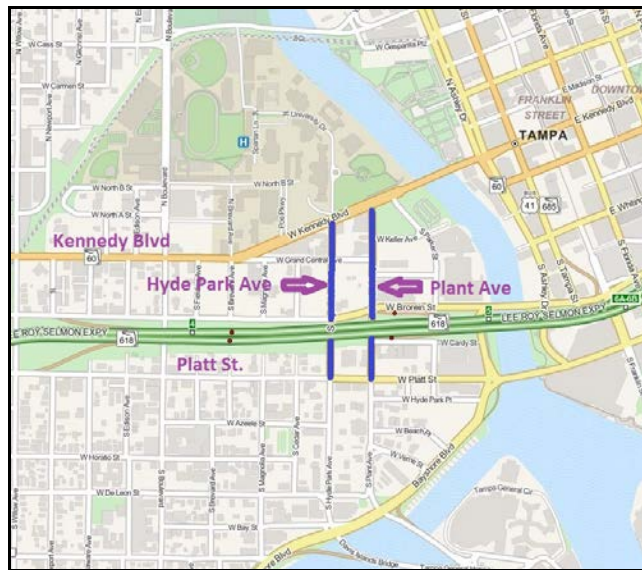
FPN: 436013-1-38-01 (Plant Ave) and FPN: 436013-2-38-01 (Hyde Park Ave)

Project Description:

The 0.3-mile segment of the Plant Ave and Hyde Park Ave one-way pair from Platt St. to Kennedy Blvd. is a 2-lane (one way) Arterial section with on-street parking and having posted speeds of 30/35 mph which serve the neighboring commercial uses at the signalized intersections. Plant Ave is a historic brick road from Platt St. to Brorein St. The segment of Plant Ave. also includes access to/from the Selmon Expressway. In a review of city-wide fatal and incapacitating injury crashes from 2009 to 2011, this segment of roadway exhibited a cluster of 10 such crashes; therefore, this segment was analyzed for countermeasures to improve safety and to submit as a candidate for FDOT Highway Safety Improvement Program (HSIP) Off-System Funds.

Based on the geometrics of this roadway, the crash patterns, and field reviews, the recommendation is to provide two lanes in each direction with on-street parallel parking and the addition of bike lanes and pedestrian ramp bulb outs at the intersecting streets to shorten the crossing length and improve the sight distance for pedestrians.

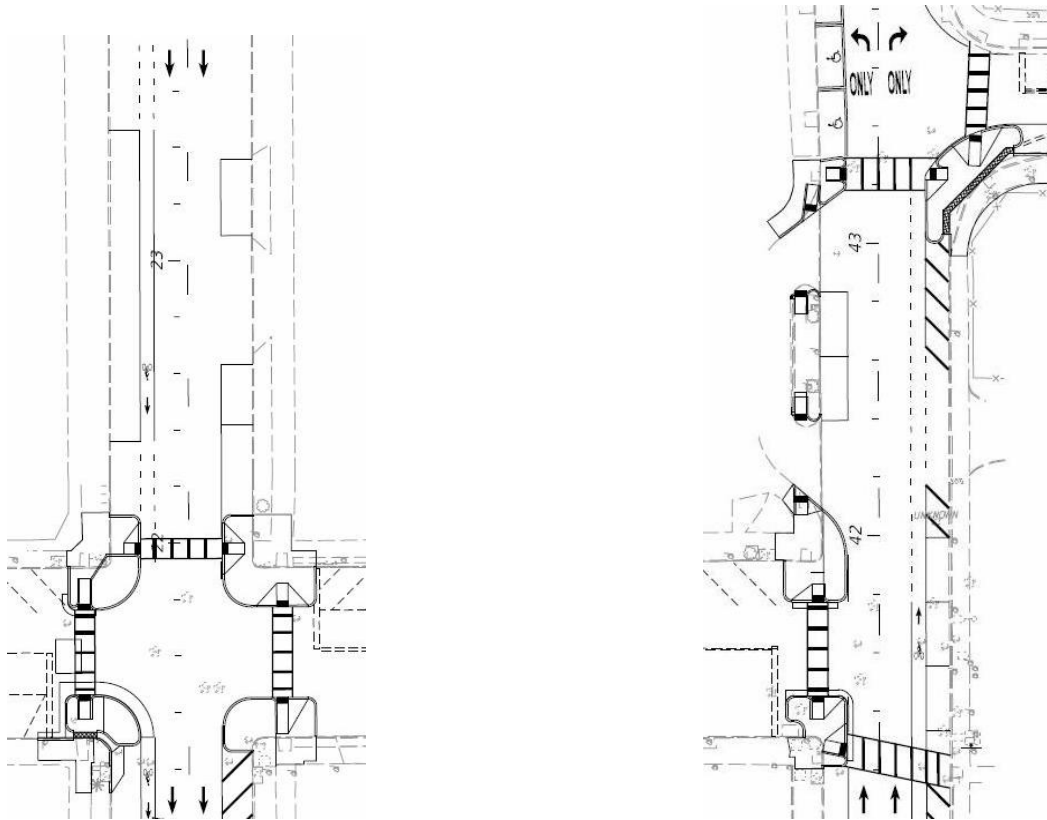
Location Map:



Project Information:

Phase	Firm	Amount	Funding	Schedule	
				Start	Finish
Design	Element Eng.	\$92,000	FDOT	Apr 2014	Mar 2015
Construction (Hyde Park Ave)	<i>Est.</i>	<i>\$277,000</i>	FDOT (TBD)	TBD	TBD
Construction (Plant Ave)	<i>Est.</i>	<i>\$298,000</i>	FDOT (TBD)		
CEI	<i>Est.</i>	<i>\$43,800</i>	FDOT (TBD)		

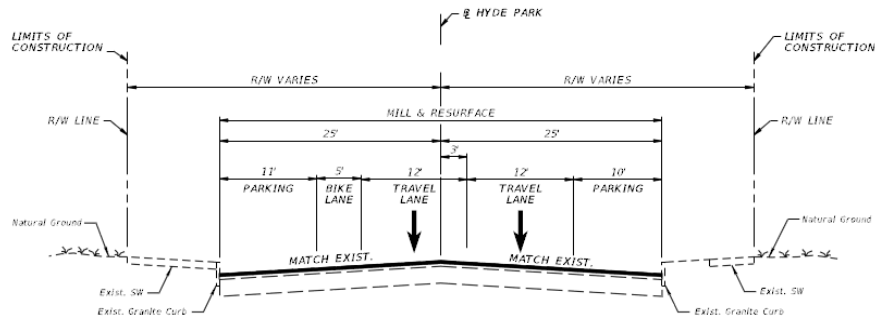
Concept Plan View:



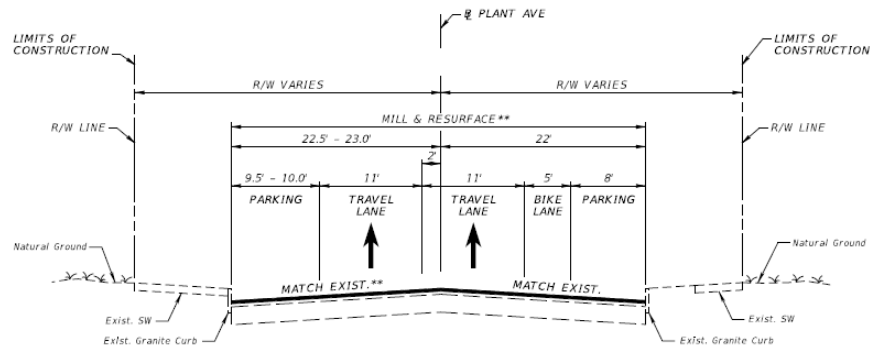
Hyde Park Ave

Plant Ave

Typical Sections:



Hyde Park Ave



Plant Ave